

MORNINGSIDE ES

GO Team Meeting

WEDNESDAY 4/23/25

Agenda

- I. **Call to Order**
- II. **Roll Call; Establish Quorum**
- III. **Action Items**
 - a. Approval of Agenda
 - b. Approval of Previous Minutes:
- IV. **Discussion Items**
 - a. 2025 Spring MAP results
 - b. Needs Assessment
- V. **Information Items**
 - a. Cluster Advisory Team Report – 3/24/2025
 - b. Principal Search Update
 - c. GO Team Elections
- VI. **Announcements**
- VII. **Public Comment**
- VIII. **Thank you!**
- IX. **Adjournment**



2025 Spring MAP Results

Data Points to Consider

- Spring Results
- Fall to Spring Comparison
 - Literacy
 - Numeracy



CIP GOAL: Attendance

Recommend 3rd CIP Goal: The CCRPI Attendance percentage of students in overall low risk at Morningside is 85% for FY2024. The CCRPI Attendance percentage of Black Students in low risk will increase from 59% to 69%, for Hispanic Students an increase from 74% to 80%, for EL Students an increase from 70% to 75% and for SpecEd students an increase in low risk from 81% to 85%.

	2024 (% and goal)	2025
OVERALL	96.1 %	96.7 %
Black students	59-69 %	80 %
Hispanic students	74-80 %	80 %
EL students	70-75 %	87 %
SWD	81-85 %	74 %

SPRING MAP - Comparison overall

78% overall

79%(80) READING

77% (78) MATH

READING

School	Window	Exams				
Lin	Spring 2024-2025	358		14%	38%	44%
Morningside	Spring 2024-2025	465	6%	15%	39%	40%
VHE	Spring 2024-2025	389	7%	16%	36%	41%
Springdale Park	Spring 2024-2025	275	9%	16%	35%	40%
Brandon	Spring 2024-2025	563	11%	17%	41%	31%
Jackson Elementary	Spring 2024-2025	273	10%	20%	41%	29%

MATH

School	Window	Exams				
Lin	Spring 2024-2025	358		17%	44%	36%
Morningside	Spring 2024-2025	465	5%	19%	47%	30%
Springdale Park	Spring 2024-2025	275	7%	16%	35%	42%
VHE	Spring 2024-2025	388	5%	22%	40%	33%
Brandon	Spring 2024-2025	562	7%	24%	37%	32%
Jackson Elementary	Spring 2024-2025	273	8%	23%	43%	26%

SPRING MAP - MATH - All students

Overall: 77% (CIP GOAL 2 for GMAS: 78%)

Grade	Window	Exams				
02	Spring 2024-2025	120		17%	47%	33%
03	Spring 2024-2025	97		13%	40%	44%
04	Spring 2024-2025	111		17%	54%	26%
05	Spring 2024-2025	137	8%	26%	45%	21%

2	80
3	84
4	80
5	66

SPRING MAP - READING (Literacy) - All students

Overall: 79% (CIP GOAL 1 for GMAS: 80%)

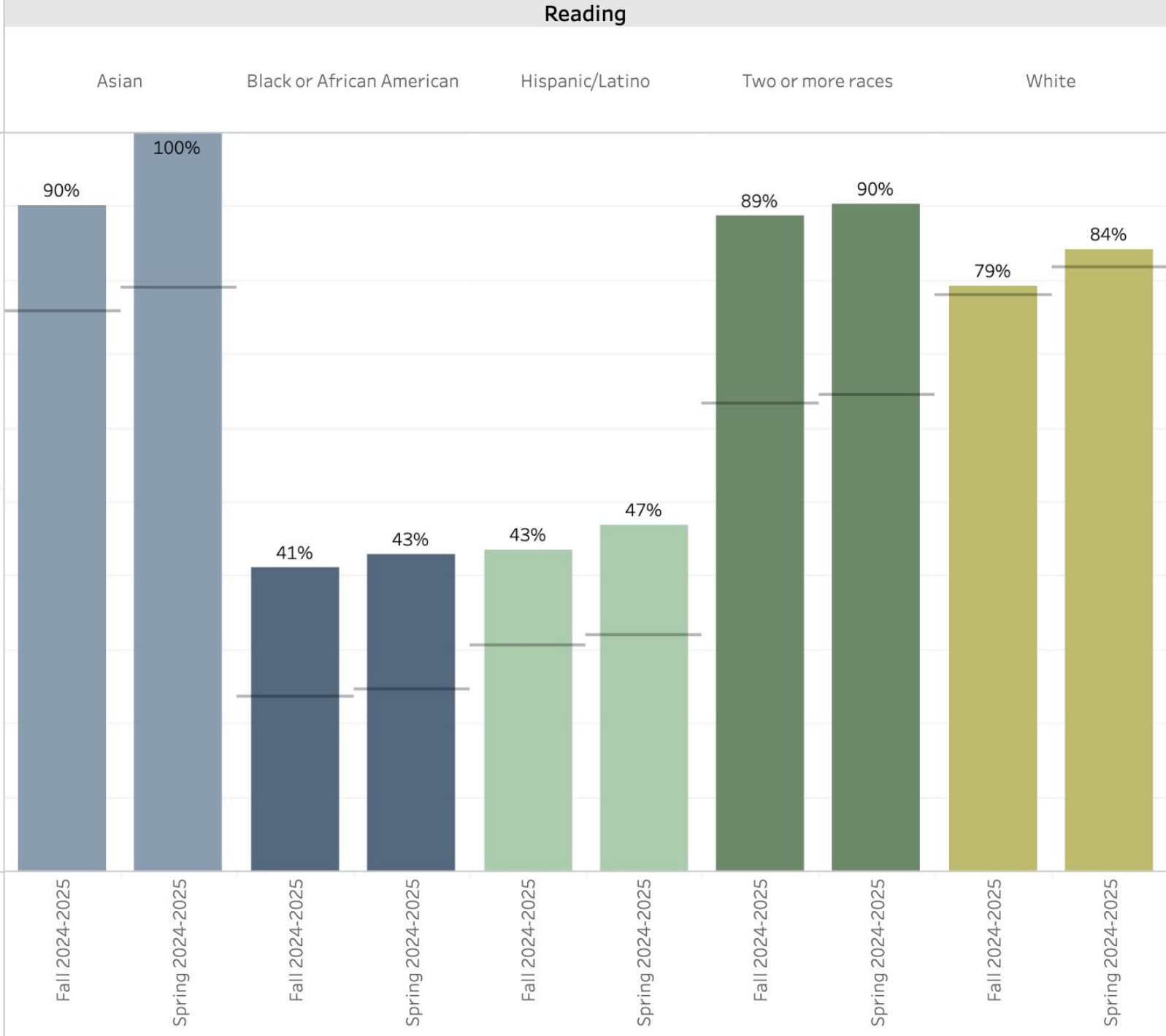
Grade	Window	Exams				
02	Spring 2024-2025	120	8%	18%	38%	37%
03	Spring 2024-2025	97	7%	13%	38%	41%
04	Spring 2024-2025	111		12%	36%	47%
05	Spring 2024-2025	137	6%	15%	43%	36%

2	75
3	79
4	83
5	79

SPRING MAP - READING

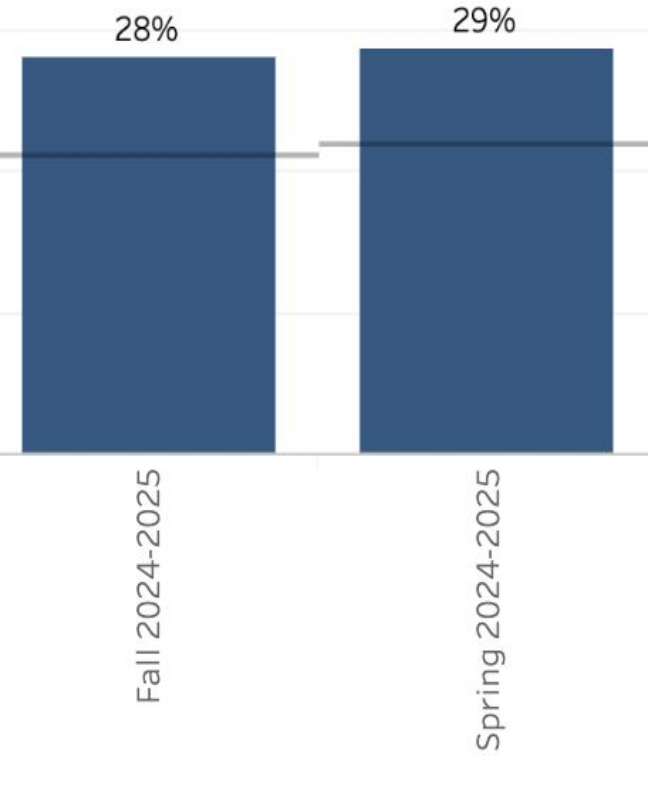
Subgroups -
ethnicity

Proficiency and
above

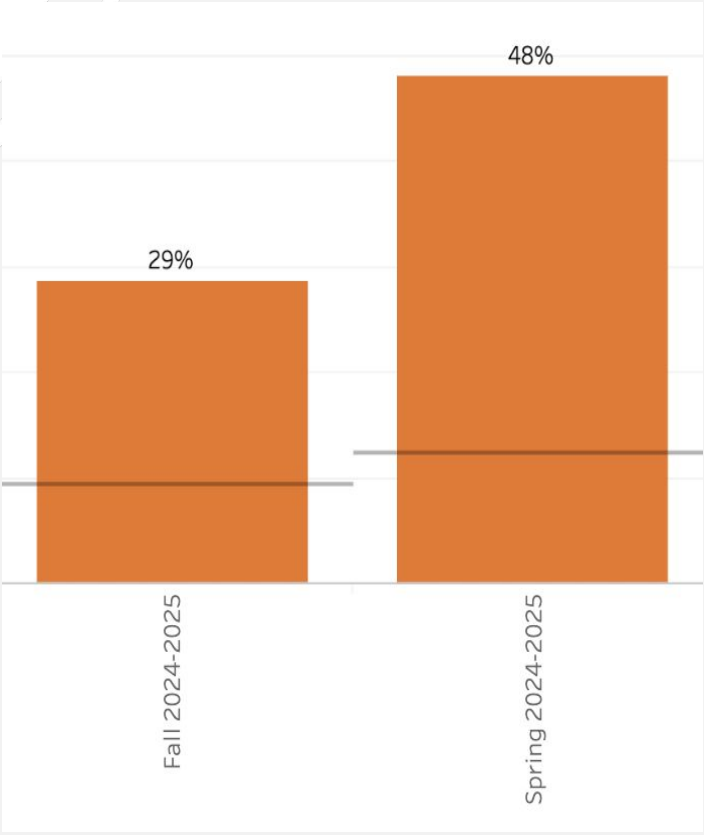


SPRING MAP - READING - Proficiency and above

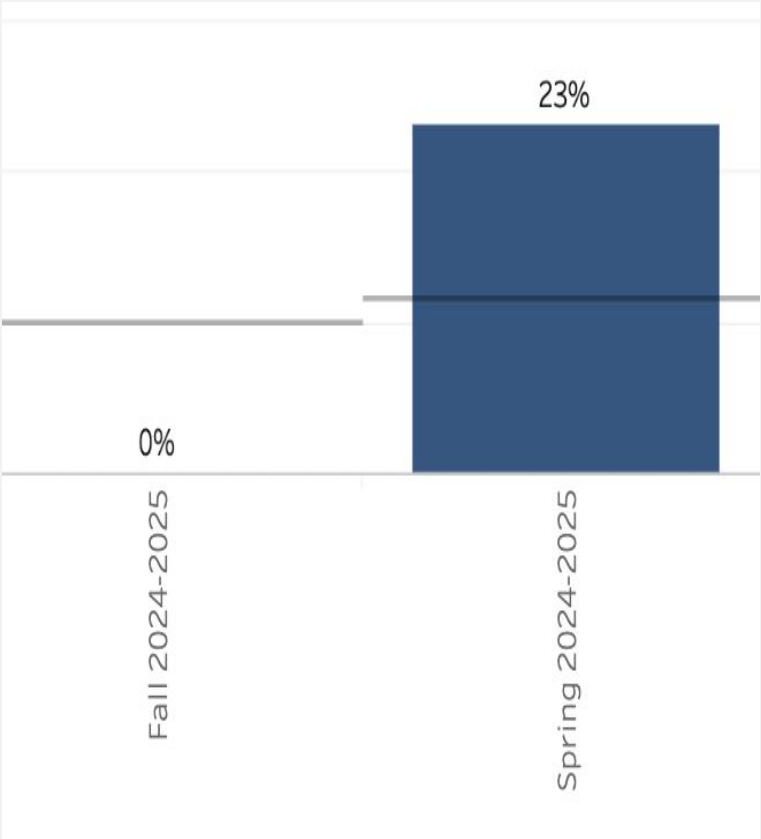
Econ. Disadv.



SWD



EL



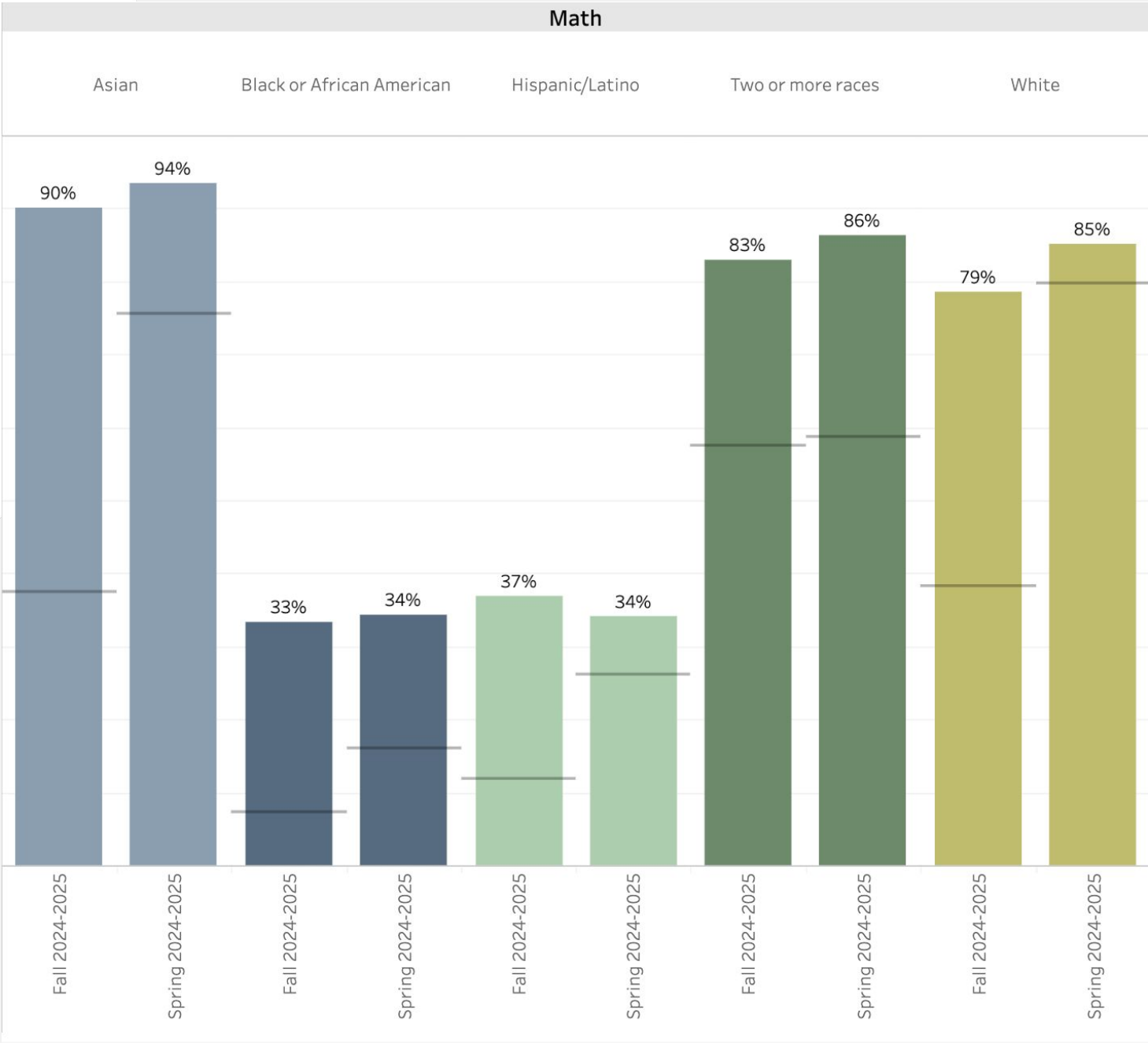
SPRING MAP - MATH - All students

Grade	Window	Exams				
02	Fall 2024-2025	122	7%	29%	46%	19%
	Spring 2024-2025	120		17%	47%	33%
03	Fall 2024-2025	96		17%	40%	42%
	Spring 2024-2025	97		13%	40%	44%
04	Fall 2024-2025	111		15%	57%	25%
	Spring 2024-2025	111		17%	54%	26%
05	Fall 2024-2025	132	9%	25%	44%	22%
	Spring 2024-2025	137	8%	26%	45%	21%

SPRING MAP - Math

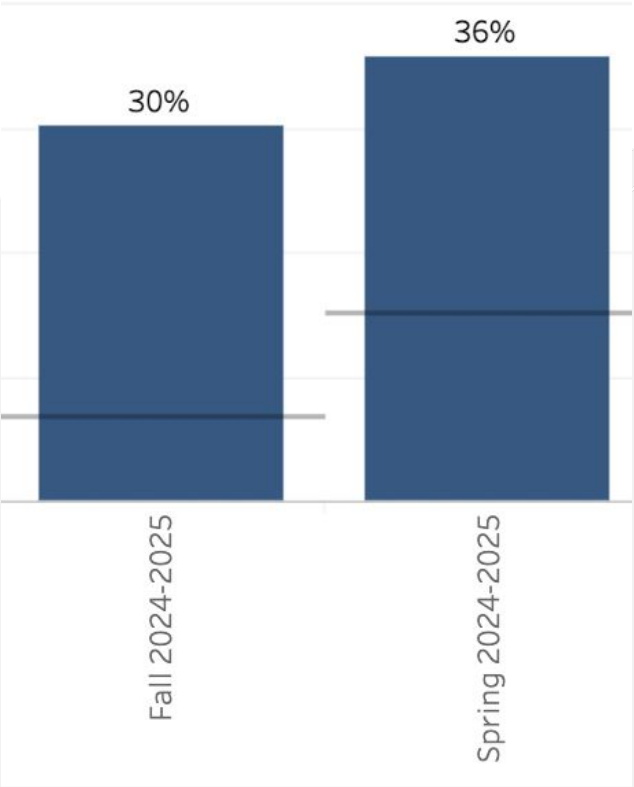
All subgroups

Proficiency and
above

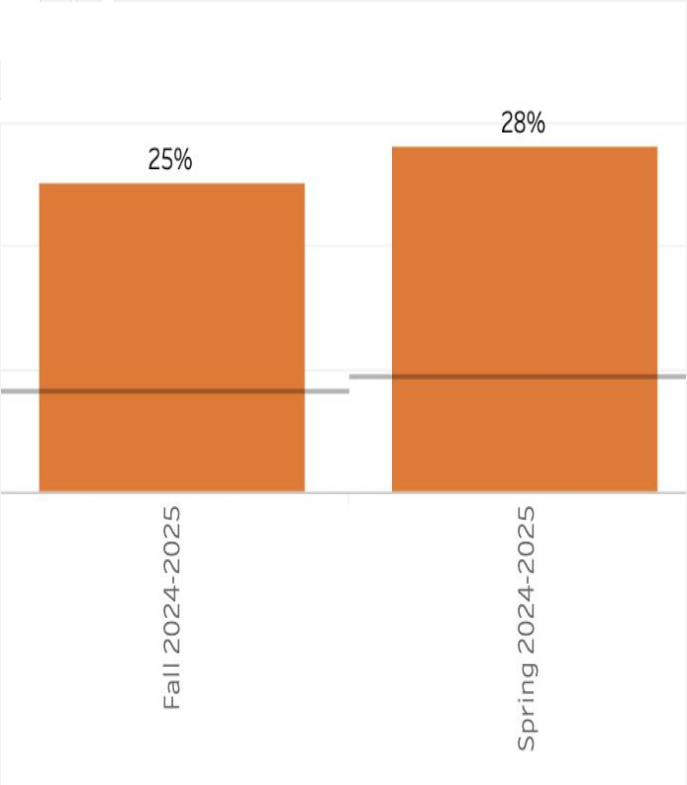


SPRING MAP - MATH - Proficiency and above

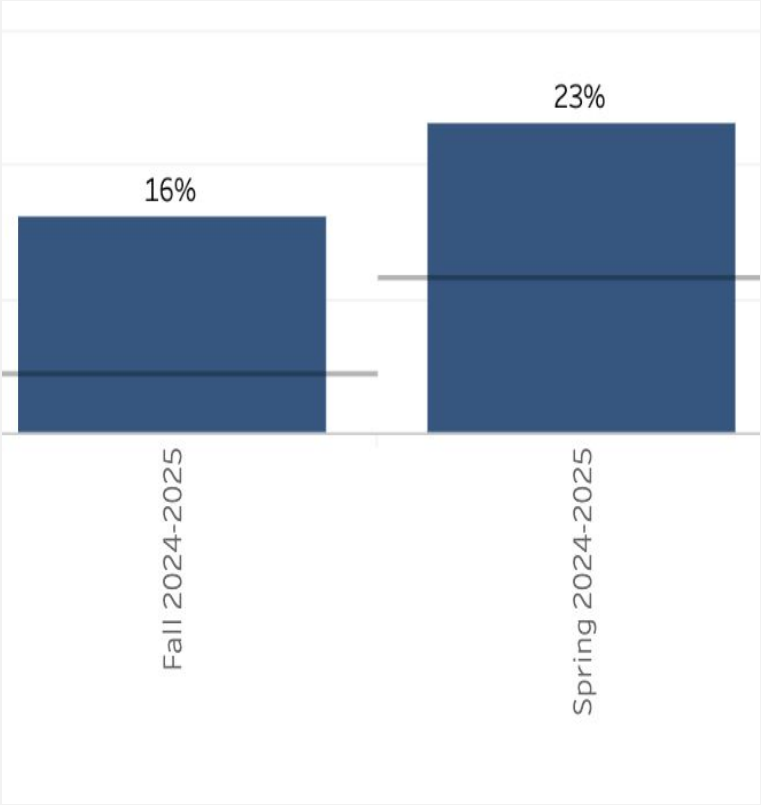
Econ. Disadv.



SWD



EL



Needs Assessment

ACTIVITY

Needs Assessment

During this Needs Assessment, we will look at data from the Spring MAP administration and identify 2-3 potential needs for the 2025-2026 school year.

This discussion will help school leadership as they prepare for the 2025-2026 school year.



Needs Assessment: Guiding Questions

- What does this data tell us?
- What good news is there to celebrate?
- Where are growth opportunities?
- What trends do we see in the data?



ACTIVITY: Strengths & Opportunities

Based on your discussion about the school data, determine point of strength and opportunities for improvement and summarize them below.

Strengths	Opportunities

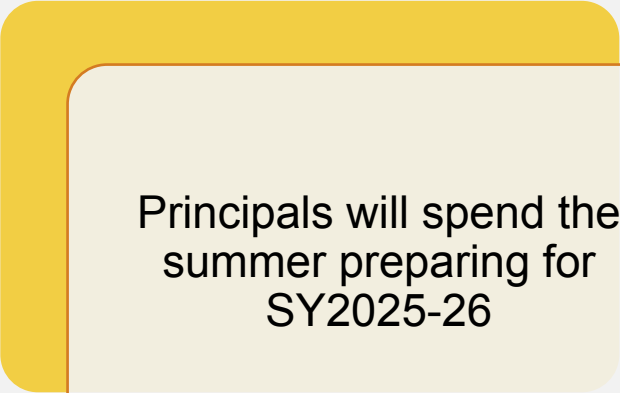
Needs Assessment:

Based on your responses for strengths and opportunities, what must be true for Morningside Elementary to Achieve Excellence:

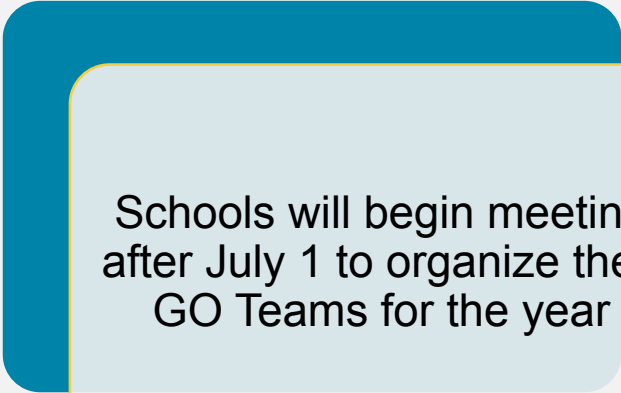


	Need
1	Pinpoint focus on deficits through deep dive into data with an emphasis on existing gaps.
2	Qualitative data for our subgroup performance with an SEL lens for lived experience.
3	Decisions made based on best interest of children and refocusing on partnership between school and home. (Parent University with academic focus and support)

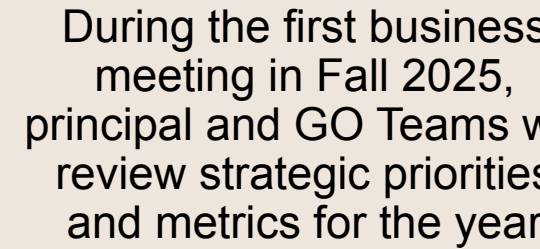
Next Steps



Principals will spend the summer preparing for SY2025-26



Schools will begin meeting after July 1 to organize their GO Teams for the year




During the first business meeting in Fall 2025, principal and GO Teams will review strategic priorities and metrics for the year

Additional Information Items

- **Cluster Advisory Team Report**
- **GO Team Elections**
 - Find candidates at apsstrongschools.com
 - Vote **APRIL 16-25**
 - Households are sent a unique link based upon information in Infinite Campus
 - School Staff will be sent a link to their APS email address

Announcements



- **GO Team Members**
 - **Complete your end of year surveys** (**AVAILABLE NOW!** Check your email for the link)
 - Principal Feedback Survey
 - GO Team Satisfaction Survey
 - **Complete your required trainings ASAP**
 - Contact the GO Team Office with any questions
- Facilities Master Plan 2026 Task Force



*Thank
you*

for yet another
great year!

